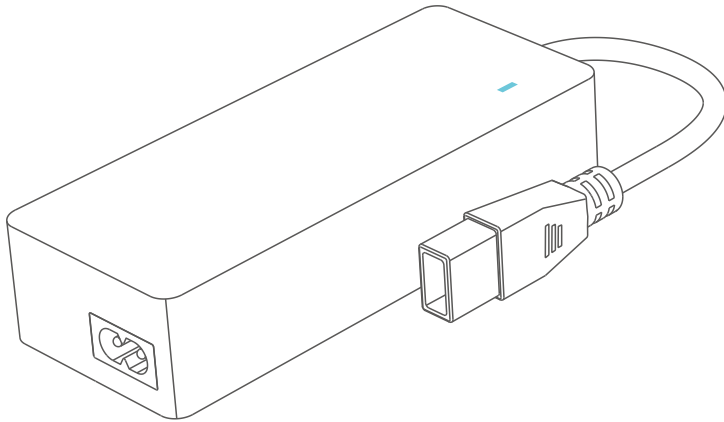


WiFi LED DRIVER[®]



Product Features



1.6 Million Colors



Distant Control



Smart Music

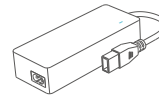


DIY Modes



Lighting Timing

Package Content



WiFi LED driver 1pcs



Power cable 1pcs



Connector 1pcs



Technical brochure 1pcs

RGB

CV-800220-WF03-A

Technical Brochure



3G[®]

4G[®]

WiFi

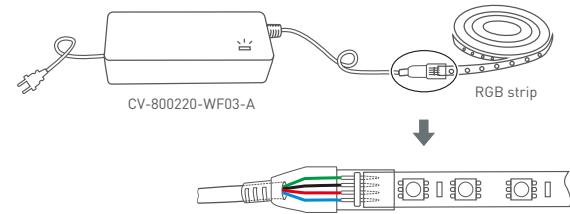


High Voltage

Product Parameters

Model:	CV-800220-WF03-A	Output Voltage:	90-110Vdc, 180-220Vdc
Protocol:	2.4GHz WiFi, 802.11b/g/n	Output Current:	1.25A×3CH
Input Voltage:	110-120Vac, 220-240Vac	Max Output Power:	400W(110V)/800W(220V)
Input Current:	4A@230Vac	Product Dimensions:	L143×W58×H32(mm)
Frequency:	50/60Hz	Packing Dimensions:	L168×W123×H35(mm)
Working Temp.:	ta:-30°C-55°C tc:80°C	Total Weight(G.W.):	400g
Protection:	Short circuit / Over load protection		

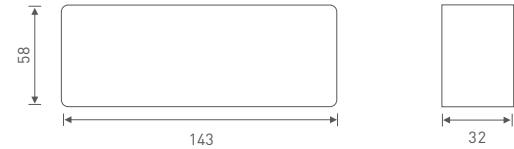
Connection Method



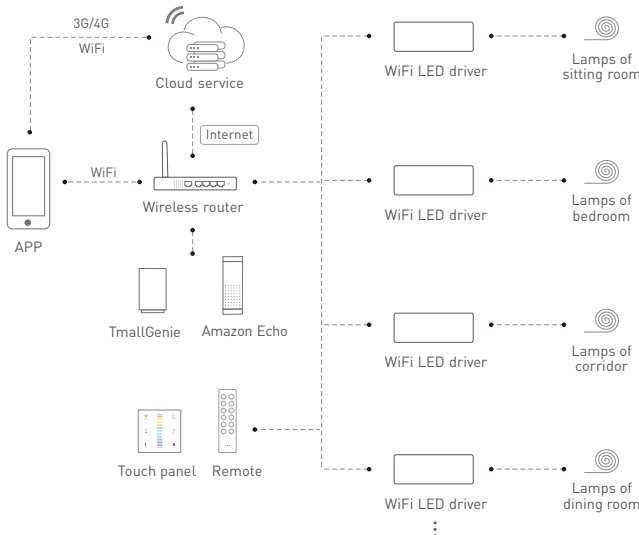
(Please connecting the LEDs in power off, and power on in correct connection.)

Product Size

Unit: mm



Application Illustration




User Guide

1. Scan QR Code to download the APP via mobile phone.

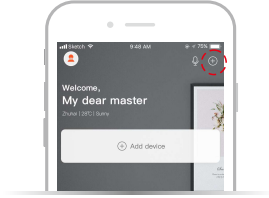


iOS / Android

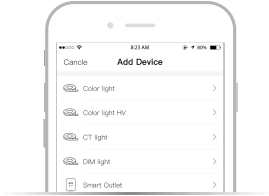
2. After installation, the strip flashes in 30s when powered on and then the controller is ready to the configuration status accordingly.



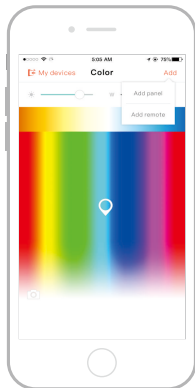
3. Turn on APP, click ⊕ icon on right top corner.



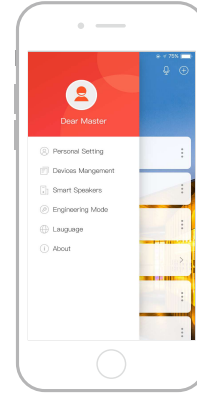
4. Enter "Add advice" interface, choose "Color light HV", connect device according prompts, once successfully that will immediately open intelligent life and realize long-distance control via mobile phone.



5. Panel or remote match code with LED driver:
After LED driver match network, enter control interface, click "Add" button on the right top corner, choose "Add panel" or "Add remote", then follow APP's prompts.



- 6 Smart speaker & WiFi LED controller work together:
Please click " Smart speaker" in the "setting" interface, choose TmallGenie or Amazon Echo and connect according to the prompt.



Common question and answer

1. Does this product has requirement for the phone model?
YES, please use Android 4.0 / IOS 7.0 or above system, and mobile phone with WiFi function.
2. How to reset the WIFI driver?
Resume to default setting by 5 times continuous power on and off.
3. Does this product can be connected by two or more mobile phones?
Yes, there is no quantity limit on the mobile phone.
4. Does it has a requirement for router?
Supporting WiFi/2.4G wireless router. 5G WiFi signal and WiFi hidden network setting is unsupported.
5. Is it still able to control the LED without wireless network?
Yes, it supports offline local area network.
6. Can I see the switch status of the device when out of home?
Yes, you can see the lighting device status and control in distance as long as the mobile phone and WiFi LED driver are in the network.

Attention



RISK OF ELECTRIC SHOCK. DO NOT OPEN.

Do not use in high temperature environments;

No covers on the surface when in use.

Long-term use in such environments will affect the lifespan.



CAUTION

INDOOR USE ONLY.

FOR USE WITH LED LIGHTING ONLY.

- Equipment powered on AC 220V, please pay attention to safety when connected. For other power supply programs, please consult customer service in time.
- Please follow the instruction to connect properly, prevent damage to the equipment.
- Don't disassemble it casually, avoid effecting product used and maintenance.
- When any liquid or foreign substances enters the product, please handle the device in the correct way.
- Please power off the device if you don't use it for a quite long time, do not place in high dust, high temperature environment.

* No further notice if any changes in the manual.
Product function depends on the goods.
Please feel free to contact our official distributor if any question.

Update Time: 2019.08.28_A1

Scan QR code to follow our website



www.ltech-led.com

LTECH