

Product introduction

The LED intelligent driver is one of the products of Xiaolei Intelligent Lighting System, which is suitable for home lighting. It is stepless dimming, flicker free and achieve high frequency exemption assessment level. Supporting multi control methods to different application. Working with gateway to realize APP control, smart voice control, scene control and timing control. And it also can work with the remote, wall switch and wireless dimming panel control to meet different application requirement.



DIM / CT adjustment

Flicker-free

Achieve high frequency exemption assessment level.



Product parameters

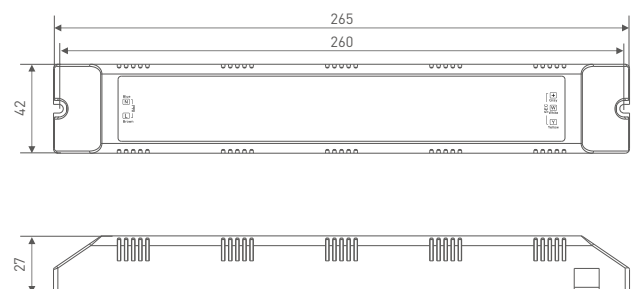
Model		DCE-96-560-H2R	DCE-108-600-H2R
OUTPUT	Output Voltage	120-165Vdc	137-186Vdc
	Max Output Voltage	168Vdc	190Vdc
	Output Current	Max. 560mA	Max. 600mA
	Dimming Range:	0~100%, dimming depth 1%	
	Strobe Level	High frequency exemption assessment level.	
	Current Accuracy	±5%	
	Ripple & Noise	≤2V	
	PWM Frequency	≥3600Hz	
INPUT	Dimming Interface	RF 2.4GHz	
	Input Voltage	200-240Vac	
	Frequency	50/60Hz	
	Rated Power	72W-96W	85W-108W
	Input Current	Max. 0.5A	Max. 0.55A
	Efficiency(typ.)	92%	
	Inrush Current(typ.)	Cold start 42.6A at 230Vac(twidth=508μs measured at 50% Ipeak)	
	Anti Surge	L-N: 1kV	
ENVIRONMENT	Leakage Current	<0.24mA/230Vac	
	Working Temperature	ta: -20°C ~ 50°C tc: 90°C	ta: -20°C ~ 50°C tc: 95°C
	Working Humidity	20 ~ 95%RH, non-condensing	
	Storage Temp., Humidity	-40°C ~ 80°C, 10-95%RH	
	Temp. Coefficient	±0.03%/°C (0-50°C)	
PROTECTION	Vibration	10-500Hz, 2G 12min./1cycle, period for 72min. each along X, Y, Z axes.	
	Over-heat Protection	Intelligently adjusting or turning off the output current if the PCB temperature ≥110°C, and the output current will be restored automatically when the temperature comes normal.	
	Over Load Protection	Shut down the output when current load ≥102%, auto recovers.	
	Short Circuit Protection	Shut down automatically if short circuit occurs, auto recovers.	
SAFETY & EMC	Withstand Voltage	I/P-O/P: 3750Vac	
	Isolation Resistance	I/P-O/P: 100MΩ/500VDC/25°C/70%RH	
	Safety Standards	IEC/EN61347-1, IEC/EN61347-2-13	
	Strobe Test Standard	IEEE 1789	
OTHERS	Dimension	265×42×27mm[L×W×H]	
	Packing	267×44×28mm[L×W×H]	
	Weight(G.W.)	250g±10g	

Terminals

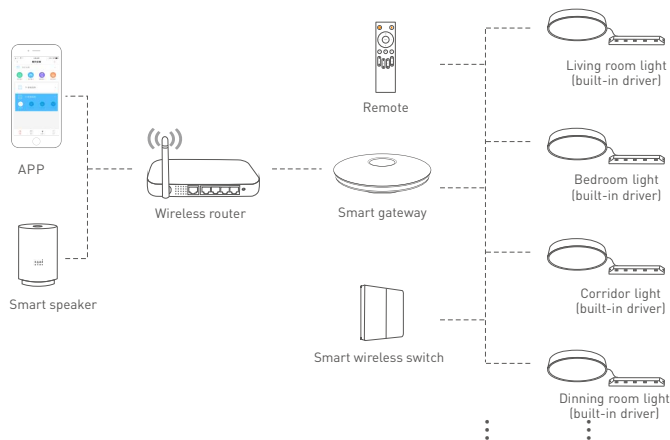


Dimensions

Unit: mm



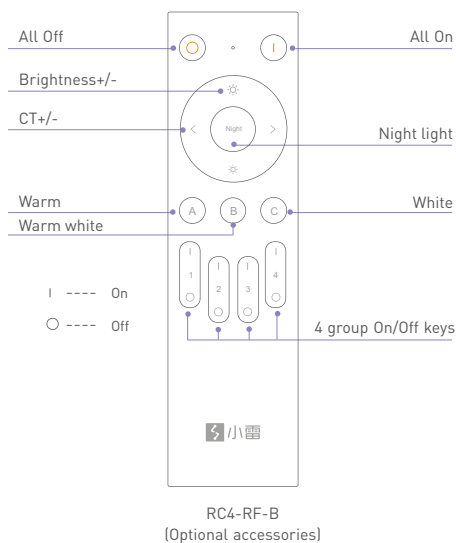
System diagram



Multiple control mode

- Remote + Driver + Lamp
- Smart wireless switch + Driver + Lamp
- App + Gateway + Human body sensor + Driver + Lamp
- App + Gateway + Driver + Lamp
- Smart speaker + Gateway + Driver + Lamp

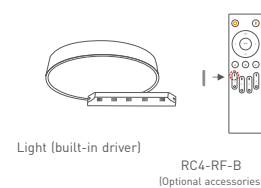
Remote



Match code and clear code

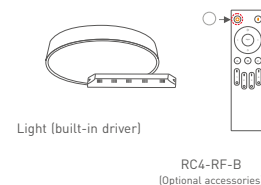
Match code

Power off the lamp driver for 10s, then power on, long press the matching key "On" (please do it in 3s), if the lamp flash 3 times quickly, match code successfully.



Clear code

Power off the lamp driver for 10s, then power on, long press key "All off" (please do it in 3s), if the lamp flash 5 times quickly, deactivated the matching successfully.



Wall switch operation method

4 types of lighting state can be switched via wall switch to turn on/off power.



Operation method

This product can be used with gateway, smart wireless switch, etc. For the specific operation method, please refer to the instruction manual of the relevant product.

* No further notice if any changes in the manual. Product function depends on the goods. Please feel free to contact your supplier if any question.

